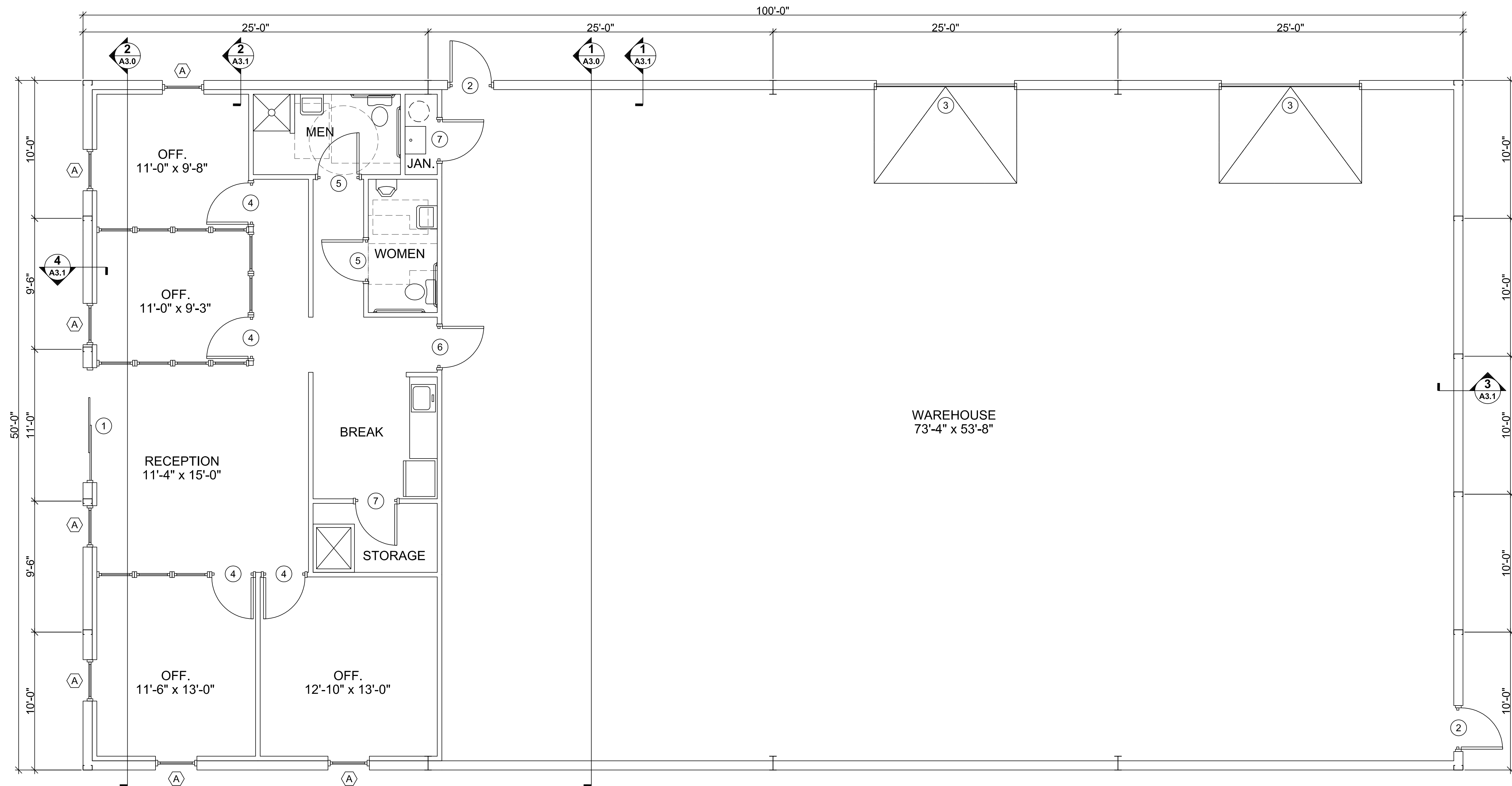


T-1545

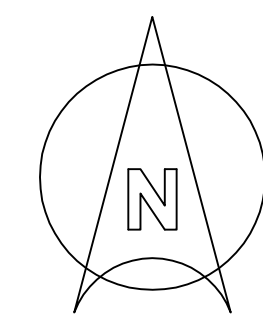


FLOOR PLAN

SCALE: 1/4" = 1'-0"

GENERAL NOTES:

1. VERIFY DOOR AND WINDOW HGT. AND FINISH & FRAME TYPE w/OWNER.
2. VERIFY HARDWARE SCHEDULE WITH OWNER.
3. SEE EXTERIOR ELEVATIONS FOR WINDOW GLAZING GRID.
4. INDIVIDUAL GLASS PANELS WITHIN AN INGRESS/EGRESS DOOR OR WITHIN 24" OF DOOR OPENING SHALL BE SAFETY-GLAZED.
5. ALL EXIT DOOR ARE REQUIRED TO HAVE EXTERIOR LANDING (5'x5') AT THE SAME ELEVATIONS AS THE INSIDE FINISH FLOOR.




This Large Scale Development has been reviewed for general compliance with the City of Tontitown Zoning and Planning Ordinances. Oversight of any regulations does not relieve the Owner of their responsibility to comply with all regulations.

Terry W. Carpenter, P.E.
Tontitown City Engineer, October 26, 2015

COPYRIGHT, TBA

11912 KANSAS ROAD, SUITE F-8
LITTLE ROCK, ARKANSAS, 72211
(OFFICE) 501-376-3676
(FAO) 501-376-5766
tbaarchitect@tbaarchitect.net



SHEET TITLE:

FLOOR PLAN

NEW FACILITY FOR:
AUTOMATIC DOOR SALES & SERVICE
TONTITOWN, ARKANSAS

PROJECT # 1545

DATE: 08/18/15

SHEET #

A1.0

PAGE #

OF